TCx™800 Guide to Features

6200-10C, 105, 11C, 115, 13C, 135, 107, 117, and 137
6200-E0C, E05, E1C, E15, E3C, E35, E07, E17, and E37

Version 1.0a, April 17 2018

CHANGE(s) in this version:

Title Change.
Added “E15” to the title page

Marketing Technical Support
Toshiba Global Commerce Solutions
Department UHJ
3901 South Miami Blvd, Durham, NC 27703

Contents

Overview 2
Things I will discover as I place my first order 3
Ship Group 4
NAMING CONVENTION 4
SMUs and FRUs – What are these things anyway? 5
RPQs – For CUSTOM Solutions 5
Features 6
Keyboards 19
Cash Drawer Accessories and Locks 44
Line Cords - INLINE (C13-style) 46
Revision History 48

Overview

Where does the Toshiba TCx™800 fit in the portfolio of All In One devices? It is shown in this illustration with the TCxWave and the SurePOS 500.

Things I will discover as I place my first order

With this generation of the Toshiba TCx™800, there are some changes that you must become familiar with.

1. The first decision points are to select the screen size and decide which of the three processor options to offer your customer.
2. The second decision point is to consider how the TCx 800 is to be mounted. The possibilities are: Head only on a 3rd party VESA mount, Assembled onto a tabletop adjustable base, or integrated onto a Toshiba Wide Cash Drawer Integration tray with articulating arm.
3. The third decision is to determine whether you need USB Ports or RS-232 port options. It is possible, and is supported, to have both USB and RS-232 Together Ports in the same system. One set would be in the head, another in a hub or tabletop stand.
4. The fourth decision is to determine whether the ports need to be in the head, on a table stand hub, or the plain hub. You are required to have at least ONE set of Together Ports on your order, either on the head, table stand, or Hub.
5. Only one 24Volt Powered Printer port may be used on a system – even if there are Together Ports installed in the both the head and a stand.
6. The power adapter should be attached to the location where a 24 V printer is attached (the head or the Stand/hub depending on Together Ports and printer attachment).
7. This is a "**Build-to-Order**" product. There is no base memory and no base drive. You must explicitly select the RAM memory and the SSD Drive(s) that you want to have. It is important to understand basic terms that control whether or not a feature is installed onto the TCx 800 or whether it is packaged separately and included in the overpack for your customer to install. "**SYSTEM** (memory, SSD)" means that this feature will be INSTALLED at the factory. "**MES**, or Packaged for Field Installation" means that this feature will be in a separate box that is shipped at the same time as the assembled machine.
8. You will notice that you may select QTY=2 of the "System Memory" features (FC 7009, 7016, and 7020) so that you will receive a machine populated with up to two modules from the factory. Memory does not have to be matched. There are two memory slots available.
9. You will notice that you may select QTY=2 of the "System SSD" features (FC 7445, 7455, and 7456) so that you will receive a machine populated with up to two SSDs from the factory. In the event that you select two different sizes, the larger capacity drive will be installed in the first position. If you have an "Exx model" that includes a Preloaded OS, then the preload will be put on the larger drive and installed in the first slot. There are two SSD slots available.
10. There is a requirement to have a minimum size of 128Gb SSD on an "Exx model" because of the size of the preload and the recovery partition.
11. The 64Gb SSD is of the SATA M.2 Solid State Drive type. The 128 and 256Gb SSD are PCIe M.2 Solid State Drives.
12. The TCx800 does not provide onboard Hardware RAID.

13. You receive one Power Supply Brick with each machine. It is not necessary to order FC 4950 unless you want to have the flexibility of having two adapters. FC 4950 (the extra adapter) does not have line cord. You will need to order and pay for it as an MES feature.
14. NO Ethernet cable is shipped (unless you order and pay for FC 8998).
15. The Toshiba 6200 does not officially support withdrawn I/O devices. They "may" work, but problem reports would not be accepted. This includes any 4610-TI1,2,3,4,5,6,7,8,9 printers, any IBM-branded keyboards released prior to the Modular Keyboard family, any VFD-style 2x20 displays or the legacy flagpole LCD 2x20, pre-2008 38Volt SDL cash drawers, or 4820 Displays models 2Wx, 2Gx, 5Wx, 5Gx, 4xx, or any withdrawn prior to 2013. If you need to support old I/O in your account, you need to raise an RPQ for the specific support before your customer rolls-out their stores.
16. There is an RJ11 Cash Drawer Port on the TCx 800 Head Together Port. This is for an OEM cash drawer. There is only one "Drive Line" in this port, therefore, it is not possible to install a "y"-cable splitter that you may have used on a Toshiba 4610 or 6145 printer.
17. Please download the Getting Started Guide from the Toshiba ECM system. It is under the 6200 machine publications. https://tgcs04.toshibacommerce.com/cs/idcplg?IdcService=FLD_BROWSE&path=/Publications
18. The Display Port (Digital Video) is only on the tablet. It is not included on any Together port.

Ship Group

The following items are included:

- CDRom – Environmental publications
- Safety Manual
- Warranty Sheet
- All publications are available as softcopy from WEB except China

The "Open Me First" box may contain additional memory module or other small features.
The ETHERNET Patch cord is **NOT INCLUDED** with this machine. It may be purchased as FC 8998

NAMING CONVENTION

Base Machine Type: **6200**

Model Designations:

First Character –
- 1 (Base)
- E (Embedded preload)

Second Character –
- 0 (15" 4:3);
- 1 (15.6" 16:9);
- 3 (18.5"16:9)

Third Character – Processor
- C (celeron)
- 5 (Core i5)
- 7 (Core i7)

SMUs and FRUs – What are these things anyway?

The Part Numbering scheme has been a source of many conversations ever since the first pictorial guide was published. There is a **Top Bill**, or **MFI** (Machine Feature Index) Part number that connects the Feature Codes to the Parts system. The intention is that this is a place-holder that can remain a constant number, yet allow for lifecycle changes in the content underneath the feature to change over the program life. The Top Bill will have a list of **SMU**s – Shippable manufacturing Units. The SMU is the collection of **PPN**s (Production Part Numbers) that the factory orders or fabricates to make the feature.

This manual attempts to show the initial Top Bill as of the day of announcement, the Shippable Manufacturing Unit (SMU) Part number, and the Field Replacement Unit (**FRU**) Part number for machine features. The Top Bill should not change during the program life. The SMU number will change – most often, for instance, with Keyboards with each microcode change, and Memory or Media with additional vendor or component certifications.

Our Support team is repeatedly asked, "What Part Number will be on the box that arrives ?" It should be either the SMU number, or occasionally a FRU number. The MFI or Top Bill number will most likely be on the packing list.

RPQs – For CUSTOM Solutions

The process to initiate a custom solution begins with an RPQ submission. This is an old IBM acronym for "Request for Price Quotation". If you sign into the Toshiba Portal, select the SALES workspace, then the tab: How Do I???, you will see the process steps

Features

FEAT CODE	FEATURE DESCRIPTION and CONDITIONS		DESCRIPTION
		POWER OPTIONS	
ALL	Power Adapter shipped with each unit from the factory. The LINE CORD will be selected based on the Country and Voltage selection.		**MFI = 3AA01213200** **SMU =** 3AA01213300 **FRU =** 3AC00594100
4950	Additional Power Adapter No power cord is assigned. This feature code is for those who want to have an extra power brick. This is not normally ordered since every system unit is shipped from the factory with a power adapter. This Feature code does not include the line cord.	A power adapter will be provided with all factory orders. This adapter can attach to the system unit when used on the counter top stand or any other 3rd party mount or stand, or to the countertop stand when Together Ports are populated in that stand, or to the hub when distributed. **The power adapter should be attached to the location where a 24 V printer is attached** (the system or the Stand/hub depending on Together Ports and printer attachment).	**MFI = 3AA01238300** **SMU =** 3AA01213300 **FRU =** 3AC00594100 Pick-pack (not installed in the terminal by the factory) **180W Power Adapt**er. This new 7.5Amp (180W) adapter has the capacity to power the 12V and 24V USB ports. You must select a line cord. If ordering as an MES, there is a charge for the cord
		MEMORY	
7009	4GB Memory DDR4. Minimum=1, maximum=2 (of 7009, 7018, or 7020) This will be installed at the factory.	 **You must select at least one and no more than two of FC 7009, 7016, or 7020.** Memory does not have to be matched.	**MFI =** 3AA01216900
7017	4GB Additional Memory DDR4 1 -4GB DIMM, not installed. This is a field upgrade, ordered via 6200-MES. There is no configuration checking with MES orders.		**MFI =** 3AA01217100 **SMU =** 3AA01217000 **FRU =** 3AC00598900
7016	8GB Memory DDR4 Minimum=1, maximum=2 (of 7009, 7018, or 7020) This will be installed at the factory.		**MFI =** 3AA01217200
7019	8GB Additional Memory DDR4 1 - 8GB DIMM, not installed. This is a field upgrade, ordered via 6200-MES. There is no configuration checking with MES orders.		**MFI =** 3AA01217400 **SMU =** 3AA01217300 **FRU =** 3AC00599000
7020	16GB Memory Minimum=1, maximum=2 (of 7009, 7018, or 7020) This will be installed at the factory.	System memory, FC 7009, 7016, or 7020 provides a single factory installed DDR4 DIMM installed in the first slot of the Toshiba TCx 800. Any additional memory (FC 7017, 7019, or 7021) would be shipped as a Customer Replaceable Unit (CRU). It is packed with the system and installed in the field by the customer.in second slot.	**MFI =** 3AA01217500
7021	16GB Additional Memory DDR4 1-16GB DIMM, not installed. This is a field upgrade, ordered via 6200-MES. There is no configuration checking with MES orders.		**MFI =** 3AA01217700 **SMU =** 3AA01217000 **FRU =** 3AC00598900

FEAT CODE	FEATURE DESCRIPTION and CONDITIONS		DESCRIPTION
		STORAGE	
7445	64 GB SSD Minimum=1, maximum=2 (of 7445, 7455, or 7456) This will be installed at the factory. **This is NOT offered on the "Exx" Preloaded models**	**You must select at least one and no more than two of FC 7445, 7455, or 7456.** System Storage, FC 7445, 7455, or 7456 provides factory installed SSD(s). Any additional storage (FC 7446, 7452, or 7454) would be shipped as a Customer Replaceable Unit (CRU). It is packed with the system and installed in the field by the customer.in second slot. The "Exx" preloaded models require that the SSDs be 128Gb or larger. This is because of the space that is required for the recovery partition.	**MFI =** 3AA01332900 SATA M.2 Solid State Drive
7446	64 GB Additional SSD, not installed. This is a field upgrade, ordered via 6200-MES. There is no configuration checking with MES orders.		**MFI =** 3AA01333200 **SMU =** 3AA01333000 **FRU =** 3AC00607400 SATA M.2 Solid State Drive
7455	128GB SSD (installed).		**MFI =** 3AA01217800 PCIe M.2 Solid State Drive
7452	128GB Additional SSD, not installed. This is a field upgrade, ordered via 6200-MES. There is no configuration checking with MES orders.		**MFI =** 3AA01218000 **SMU =** 3AA01217900 **FRU =** 3AC00599200 PCIe M.2 Solid State Drive
7456	256GB SSD (installed).		**MFI =** 3AA01218100 PCIe M.2 Solid State Drive
7454	256GB Additional SSD, not installed. This is a field upgrade, ordered via 6200-MES. There is no configuration checking with MES orders.		**MFI =** 3AA01218300 **SMU =** 3AA01218200 **FRU =** 3AC00599300 PCIe M.2 Solid State Drive

SYSTEM PORT OPTIONS

Together Ports	System		Stand/hub	
	USB mix	RS232 mix	USB mix	RS232 mix
Powered RS-232 (12V or 5V)		2		4
USB 2.0 (5V)	2	2	2	
Powered USB (12V)	3	1	3	1
24V power-in	1	1	1	1
Powered USB (24V)	1	1	1	1
USB-C (24V)			1	1
Cash drawer (SDL)	1	1	2	1
Cash drawer (RJ11)	1	1		

FEAT CODE	FEATURE DESCRIPTION and CONDITIONS		DESCRIPTION
1920	**Together Ports- USB – (TABLET)** Provides one row of USB mix Together Ports factory installed in the TCx 800 system. Prerequisites: None Limitation: must not have #1921 Maximum: one	 At least one row of Together Ports must be ordered. (FC 1920, 1921, 8226, 8227, 8240, 8241)	**MFI =** 3AA01222000
1922	**Together Ports- USB mix (MES) – (TABLET)** Provides one row of USB mix Together Ports to be installed in a TCx 800 system. This is shipped as a field upgrade and intended to be installed in a TCx 800 that has already been purchased.		**MFI =** 3AA01222300 **SMU =** 3AA01222100 **FRU =** 3AC00598600
1921	**Together Ports- RS232 mix– (TABLET)** Add row of RS232 mix ports to system head (Installed on the tablet at the factory) Prerequisites: None Limitation: must not have #1920 Maximum: one	 At least one row of Together Ports must be ordered. (FC 1920, 1921, 8226, 8227, 8240, 8241)	**MFI =** 3AA01222400
1923	**Together Ports- RS232 mix (MES) – (TABLET)** Provides one row of RS232 mix Together Ports to be installed in a TCx 800 system. This is shipped as a field upgrade and intended to be installed in a TCx 800 that has already been purchased.		**MFI =** 3AA01222700 **SMU =** 3AA01222500 **FRU =** 3AC00598500
	STAND and MOUNTING and HUB FEATURES		
8225	**Counter top stand** This is shipped attached to the TCx 800 when ordered from the factory. This feature provides the stand only, no Together ports are installed in the stand. Together Ports must by ordered and installed in the system if ordering this feature. Prerequisites: must have #1920 or #1921	Provides a hinged stand for the TCx 800 that allows a wide range of tilt motion. 	**MFI =** 3AA01220200
8325	**Counter top stand (MES)** This is shipped as a field upgrade and intended to be attached to a system that has already been purchased. This feature provides the stand only, no Together ports are installed in the stand. Together Ports must by ordered and installed in the system if this stand is use.		**MFI =** 3AA01220500 **SMU =** 3AA01220300 **FRU =** ??

FEAT CODE	FEATURE DESCRIPTION and CONDITIONS		DESCRIPTION
8226	**Counter top stand with USB mix ports** The Together Ports in the stand will be the USB mix ports. If this feature is ordered, system Together Ports #1920 or #1921 are optional. Prerequisites: None Maximum: one	 Prototype shown with USB Ports (FC 8226) Provides a hinged stand for the TCx 800 that allows a wide range of tilt motion. . This feature provides the stand with a row of Together Ports installed in the base of the stand. **If a 24V printer is attached to the stand through these Together Ports, the power adapter must be attached to the hub.**	**MFI =** 3AA01220600
8326	**Counter top stand with USB mix ports** – This is considered a Field Upgrade, and is not shipped with factory system order		**MFI =** 3AA01220900 **SMU =** 3AA01220700 **FRU =** ??
8227	**Counter top stand with RS232 mix ports** The Together Ports in the stand will be the RS232 mix ports. This is shipped attached to the TCx 800 when ordered from the factory. If this feature is ordered, system Together Ports #1920 or #1921 are optional. Prerequisites: None Maximum: one		**MFI =** 3AA01221000
8327	**Counter top stand with RS232 mix ports** – This is considered a Field Upgrade, and is not shipped with factory system order		**MFI =** 3AA01221300 **SMU =** 3AA01221100 **FRU =** ??
8228	**Stand port upgrade- USB mix–** Provides a row of Together Ports that includes a mix of USB to be installed in the TCx 800 stand. This is shipped as a field upgrade and intended to be installed in a stand (#8225 or #8325) that has already been purchased Prerequisites: None Maximum: multiples via MT 6200-MES	 **If a 24V printer is attached to the stand through these Together Ports, the power adapter must be attached to the hub.**	**MFI =** 3AA01221400 **SMU =** 3AA01221500 **FRU =** 3AC00601000 **YOU WILL BE RESPONSIBLE FOR ORDERING ONE FC 5121 Short USB-C CABLE.**
8229	**Stand port upgrade- RS232 mix–** Provides a row of Together Ports that includes a mix of RS232 to be installed in the TCx 800 stand. This is shipped as a field upgrade and intended to be installed in a stand (#8225 or #8325) that has already been purchased. Prerequisites: None Maximum: multiples via MT 6200-MES	 **If a 24V printer is attached to the stand through these Together Ports, the power adapter must be attached to the hub.**	**MFI =** 3AA01221700 **SMU =** 3AA01221800 **FRU =** 3AC00600900 **YOU WILL BE RESPONSIBLE FOR ORDERING ONE FC 5121 Short USB-C CABLE.**

FEAT CODE	FEATURE DESCRIPTION and CONDITIONS		DESCRIPTION
8240	**HUB- USB mix** Provides a distributed POS hub that includes a mix of USB Together Ports to be used with a TCx 800 system. A long USB-C cable (identical to FC 5120) is included. **Limitation**: must not have FC 8225, 8226, 8227, 8326, or 8327 Maximum: one Customer set up: Yes Field installation: Yes	 With Covers, it is a flat surface with a slight slope. The covers extend to reveal the ports and power connections. Pre-Production, USB Hub shown.	**MFI =** 3AA01219600 **SMU =** 3AA01219700 **FRU =** ??
8241	**HUB- RS232 mix** Provides a distributed POS hub that includes a mix of RS232 Together Ports to be used with a TCx 800 system. Cannot be used with FC 8225 or 8227. A long USB-C cable (identical to FC 5120) is included. **Limitation**: must not have FC 8225, 8226, 8227, 8326, or 8327 Maximum: one Customer set up: Yes Field installation: Yes	This is shipped in its own package and can be ordered with the initial factory order or as a field upgrade to be added to a system that has already been purchased**. If a 24V printer is attached to the stand through these Together Ports, the power adapter must be attached to the hub.**	**MFI =** 3AA01219900 **SMU =** 3AA01220000 **FRU =** ??
1024	Attachment bracket to mount second display on counter top stand –(Prerequisite: One of FC 8225 or 8226 or 8227) **This mount conflicts with the integrated 2x20 FC 2550 or 2555** NOTE: To attach standard monitor (VESA-100), other than the Toshiba 6149-5xx), you need FC 1025 (VESA-100mm) in addition to FC 1024. For SMALL monitors with VESA-75 mounts, do not order FC 1024. The only part that you need is FC 1026 (VESA-75mm)	 Designed for Toshiba 6149-5xx display only because of the retaining thumbscrew to secure the mount to the backside of the display. You Should consider the Display Port cable 3430 with this feature	**MFI = 80Y3646** **SMU =** 7430968 **FRU =** 7431008 Attachment bracket to mount second display on Base (dock). Includes (4) shouldered screws, a rear cable cover for the display, and a chin cover for the display Designed for Toshiba 6149-5xx TCxDisplays **NOTE: THIS IS IDENTICAL TO 6149 FC 7249.**

FEAT CODE	FEATURE DESCRIPTION and CONDITIONS		DESCRIPTION
1025	**Adapter Bracket to Convert Mount to VESA 100mm** Adapter bracket for FC 1024 Integrated mount to allow any 100MM VESA display to be attached to the TCx 800 as a second full screen display. This can be ordered with the TCx 800 system or as an MES to be added as a field upgrade. Prerequisites: FC 1024 Maximum: one initially or multiples via MT 6200-MES Customer Setup: Yes Field Installation: Yes	 **Unpainted Prototype.** The four standoffs mount into the keyed holes on the FC 1024 mount. The generic monitor mounts in the thru-holes. PLEASE test the cable mounting before committing to Rollout quantities. The cable path through the FC 1024 and then around or under this plate may create challenges, depending on the monitor selected.	**MFI =** 3AA01216300 **SMU =** 3AA01216400 **FRU =** 3AC00606900
1026	**Integration Bracket for small size displays --VESA 75mm.** Bracket that attaches to the 100MM VESA mount on the back of the TCx 800 and allows a second 75mm full screen display to be mounted as a second display. This is recommended for 8" and 10" non-touch displays. This can be ordered with the TCx 800 system or as an MES to be added as a field upgrade. Prerequisites: None Limitation: must not have integrated 2x20 or the display mount FC 1024 Maximum: one initially or multiples via MT 6200-MES Customer Setup: Yes Field Installation: Yes	 This mount conflicts with the integrated 2x20 FC 2550 or 2555 and also interferes with the dual display mount FC 1024. It screws to the back plastic cover of the TCx800, so please TEST this in your customer lab for strength and stability before committing to a rollout.	**MFI =** 3AA01216600 **SMU =** 3AA01216700 **FRU =** ??

FEAT CODE	FEATURE DESCRIPTION and CONDITIONS		DESCRIPTION
8280	**Integration tray- Black** This tray can be used to integrate a TCx 800, Toshiba 4610 or 6145 printer, and Modular ANPOS or Modular 67-key with LCD keyboard on top of a cash drawer or table/counter. This can be ordered with the TCx 800 system or as an MES to be added as a field upgrade. Prerequisites: None CONFLICT: This is not compatible with the Countertop stands FC 8225 or 8226 or 8227. Maximum: one Customer Setup: Yes Field Installation: Yes	 NOTE: This Feature does NOT include the arm to mount the tablet to the tray. You also need FC 8281. **MODULAR KEYBOARDS** are Iron Gray. This tray and the fillers that come with FC 8281 are Black.	**MFI =** 3AA01213400 **SMU =** 3AA01213500 **FRU =** Includes Support Plate, 2 cash drawer brackets, 2 fillers for 2x20s, and 2 plastic thumbscrews to secure it to a cash drawer. **SPECIAL NOTE:** The Compact ANPOS keyboard and the 67-key Keyboard **will not fit** onto this tray.
8281	**Integrated arm** This feature provides an articulating integration arm that can be used to integrate a TCx 800 on an Integration tray. The tray can be used on a cash drawer or table/counter. The arm is black and can accommodate up to seven cables attached to the TCx 800. Prerequisites: must have Integration Tray FC 8280 Maximum: one Customer Setup: Yes Field Installation: Yes	 These are pre-production parts – They will all be Black	**MFI =** 3AA01214000 **SMU =** 3AA01214100 **FRU =** ?? Includes: Arm assembly, Hinge Cover, Cable Cover (same as FC 5195), and Arm cover, Integration Tray Display Filler and Credit Card filler panel, and four thumbscrews for the Post mount to connect into the tray - FC 8280
5195	**Head Cable Cover -use w/100MM VESA Stand** For use when you attach to a standard 100mm VESA mount. The head cable cover is a vanity cover to cover up the system cables. Limitations: You must NOT have Countertop stands FC 8225, 8226 or 8227 on your order.	 No “Real” Photo Yet	**MFI =** 3AA01215200 **SMU =** 3AA01215300 **FRU =** 3AC00600800 Includes: 1 cable cover

FEAT CODE	FEATURE DESCRIPTION and CONDITIONS		DESCRIPTION
7640	**Keyboard Replacement Panel** A black plastic filler panel that can be used when the TCx 800 is integrated on the integration tray and no keyboard is needed or integrated. This can be ordered with the TCx 800 system or as an MES to be added as a field upgrade. Prerequisites: must have Integration Tray FC 8280 Maximum: one Customer Setup: Yes Field Installation: Yes		**MFI =** 3AA01215400 **SMU =** 3AA01215500 **FRU =** ??
7655	**Printer Filler for MT 4610-1NR (Black)** A black plastic filler panel that be used when the TCx 800 is integrated on the integration tray and a 4610-1NR (single station) printer is installed. This can be ordered with the TCx 800 system or as an MES to be added as a field upgrade Prerequisites: must have Integration Tray FC 8280 Maximum: one Customer Setup: Yes Field Installation: Yes		**MFI =** 3AA01215800 **SMU =** 3AA01215900 **FRU =** ??
7656	**Printer Filler for MT 6145-2TC** A black plastic filler panel that be used when the TCx 800 is integrated on the integration tray and TCx Dual Station Printer is installed. This provides a filler at the back of the system to make the TCx Printer fill the space in the integration tray. This can be ordered with the TCx 800 system or as an MES to be added as a field upgrade Prerequisites: must have Integration Tray FC 8280 Maximum: one Customer Setup: Yes Field Installation: Yes	 Black Prototype shown	**MFI =** 3AA01103200 **SMU:** 3AA01103400 **FRU:** 3AC00575400

FEAT CODE	FEATURE DESCRIPTION and CONDITIONS		DESCRIPTION
		Coming Soon !	
		ADAPTERS and CABLES	
2405	**RJ45 to Serial cable --0.7M** Prerequisites: must have RS232 Ports - FC1921 or 8227 or 8241 Maximum: two on an initial order - or multiples via MT 6200-MES	This cable provides the conversion from RJ45 style interface that is on the head to a male 9 pin RS232. When using this cable, the port will need to be programmed in BIOS as “non-powered”. There are two hex nuts and washers included with this cable to convert it into an adapter cable enabling attachment of existing serial devices that use 9-pin D-shell RS232 connectors.	**MFI =** 03R7887 **SMU & FRU:** 40N5341 RS-232 Cable – .75m - 9pin to RJ-45 (Also, see FC 5183) **You must have an RS232 Together Port**
2406	**RJ45 to Serial cable --2.0M** Prerequisites: must have RS232 Ports - FC1921 or 8227 or 8241 Maximum: two on an initial order - or multiples via MT 6200-MES		**MFI =** 03R7888 **SMU & FRU:** 40N5343 RS-232 Cable – 2.0m - 9pin to RJ-45 (Also, see FC 5183) **You must have an RS232 Together Port**
5180	**USB to RS232 Adapter -0.5 meters** Prerequisites: None Maximum: two initially or multiples via MT 6200-MES	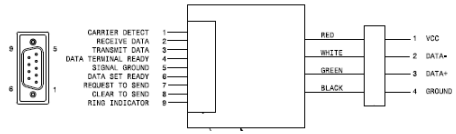	**MFI** = 95Y4932 **SMU =** 80Y3586 **FRU =** 80Y3587 Pick-pack (not installed in the terminal by the factory)
5184	**USB to RS232 Adapter 2 meters** Prerequisites: None Maximum: two initially or multiples via MT 6200-MES	This feature provides a USB to RS232 converter built into a cable. The USB portion of the connector is a standard type A connector while the RS232 is a standard DB9 connector. This adapter is required to attach an external serial device using one of the standard USB ports. This feature is not installed.	**MFI** = 3AA01219400 **SMU =** 3AA01229800 **FRU =** 3AC00636100 Pick-pack (not installed in the terminal by the factory)

FEAT CODE	FEATURE DESCRIPTION and CONDITIONS		DESCRIPTION
5182	**Display Port to VGA Adapter Cable -0.5 meters** Prerequisites: None Maximum: One initially or multiples via MT 6200-MES	 This cable is required to attach an external VGA monitor to Toshiba TCx 800 system.	**MFI** = 3AA00745900 **SMU =** 3AA01019500 **FRU =** 3AC00557200 Pick-pack (not installed in the terminal by the factory)
5185	**Display Port to VGA Adapter Cable -2 meters** Prerequisites: None Maximum: One initially or multiples via MT 6200-MES		**MFI** = 3AA01219300 **SMU =** 3AA01219500 **FRU =** 3AC00636200 Pick-pack (not installed in the terminal by the factory)
5183	**RJ45 to Powered RS232 Cable – 0.5 meters** Prerequisites: – RS232 Ports You must have FC1921 or 8227 or 8241. Maximum: two initially or multiples via MT 6200-MES Customer Setup: Yes Field Installation: Yes	 This cable provides the conversion from RJ45 style interface on the head to a female 9 pin RS232 port. The port can be programmed in BIOS to provide power to the RS232 port or not. There are two RJ45 serial ports on the TCx800 head.	**MFI** = 00JA342 **SMU =** 00JA356 **FRU =** 00JA355 **FORMERLY - SMU & FRU 00JA343 Powered RJ45 to RS232 Cable This is a 500mm long cable. The electronic package is 10x4x2cm, located 3cm from the 9-pin end.** **NOT ACCESSIBLE WITH BASE / DOCK**
5186	**RJ45 to Powered RS232 Cable – 2 meters** Prerequisites: – RS232 Ports You must have FC1921 or 8227 or 8241. Maximum: two initially or multiples via MT 6200-MES Customer Setup: Yes Field Installation: Yes	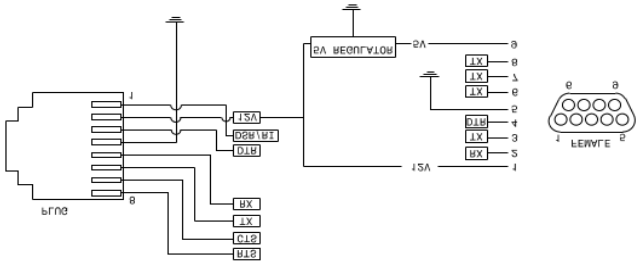	**MFI** = 3AA01219000 **SMU =** 3AA01219200 **FRU =** 3AC00636000
5120	**USB C long cable 2 meters** This feature provides a USB C cable that can attach to the TCx 800 USB C port and communicate with the distributed POS Hub (#8240 or #8241) if ordered. This cable can also be used to attach other USB C devices.	 This feature is for an extra cable for future configuration changes in the field	**MFI =** 3AA01218400 **SMU =** 3AA01218500 **FRU =** 3AC00601300
5121	**USB C short cable 0.4 meters** This feature provides a USB C cable that can attach to the TCx 800 USB C port and communicate with Together Ports options when selected in the counter top stand (#8326, #8327, #8328, or #8329).		**MFI =** 3AA01218700 **SMU =** 3AA01218800 **FRU =** 3AC00601200

FEAT CODE	FEATURE DESCRIPTION and CONDITIONS		DESCRIPTION
8998	***(#8998) Ethernet Cable #6*** This cable provides a 4.2M (14 foot) cable with RF-45 mod jack plugs on both ends to attach the TCx™300 POS to the store Ethernet LAN. It is shipped as a field installable MES. One cable can be attached per system unit. Prerequisites: None Customer Setup: Yes Field Installable: Yes		**MFI = 99Y2314** **SMU and FRU** = **45T9436** Ethernet Cable, CAT-6, 4.3 Meters
		I/O System Devices	
2550	**2x20 Display / USB (Installed)** This feature is available to be ordered with the system and installed on the head.	 This feature provides a customer facing display mounted on top of the Toshiba TCx 800 system. The APA (All Points Addressable) feature allows for all points to be addressable so complex characters can be displayed. **These Displays Interfere and Conflict with Second Display mounts – FC 1024, 1025, and 1026**	**MFI =**3AA01222800
2551	**2x20 Display / USB (MES / pick pack)** This is shipped as a field upgrade and intended to be installed in a TCx 800 that has already been purchased.		**MFI =**3AA01223100 **SMU =** 3AA01222900 **FRU =** 3AC00601700
2555	**APA display/ USB (Installed)** This feature is available to be ordered with the system and installed on the head.		**MFI =**3AA01223200
2556	**APA display/ USB (MES / pick pack)** This is shipped as a field upgrade and intended to be installed in a TCx 800 that has already been purchased.		**MFI =**3AA01223500 **SMU =** 3AA01223300 **FRU =** 3AC00601800
2552	**Mag Stripe Reader / USB (pick pack) Left or right mount** This feature provides a 3-track, bidirectional mag stripe reader (MSR). It slides into place on top of the head. This is a standard 3-track MSR which provides the ability to read ISO 7813 or AAMVA compliant cards. This feature is available to be ordered with the system but *will not be installed at the factory*. It can also be ordered as a field upgrade and intended to be installed in a TCx 800 that has already been purchased.		**MFI =**3AA01223600 **SMU =** 3AA01223700 **FRU =** 3AC00601900 This can be mounted on the Left or right hand side of the tablet.

FEAT CODE	FEATURE DESCRIPTION and CONDITIONS		DESCRIPTION
2577	**Wireless adapter.** This feature includes the protective standoff and cover. **COUNTRY LIMITATIONS:** US, Austria, Belgium, Denmark, Finland, France, Germany, Ireland, Italy, Netherlands, Poland, Spain, Sweden, United Kingdom	This feature provides a USB wireless adapter. It can be mounted on the left or right side of the TCx 800 system and comes with a cover for added security. This feature is available to be ordered with the system but not installed.	**MFI =**3AA01238100 **SMU =** 3AA01238200 **FRU =** ??
2578	**Wireless adapter (10 Pack) Field Upgrade kit** This feature includes qty=10 of the wireless dongle and qty=10 protective standoffs and covers. This is shipped as a field upgrade and intended to be installed in a TCx 800 that has already been purchased. **COUNTRY LIMITATIONS:** US, Austria, Belgium, Denmark, Finland, France, Germany, Ireland, Italy, Netherlands, Poland, Spain, Sweden, United Kingdom		**MFI =**3AA01223900 **SMU =** 3AA01224000
2603	**iButton Reader (pick pack)** This feature provides an iButton reader that can mount to the side of the system. It attaches through the side USB port and has capture screws to hold the reader in place. This feature is available to be ordered with the system but *will not be installed at the factory*. It can also be ordered as a field upgrade and intended to be installed in a TCx 800 that has already been purchased. Prerequisites: None Limitations: must not have #2613	 UPOS 1.13.7 or higher is needed to support this interface. A keyboard wedge interface is not supported for the iButton reader. Data read from the FC 2604 iButton Fob is eight bytes with a fixed value.	Cannot be used with Fingerprint Reader FC 2613 This can be mounted on the Left or right hand side of the tablet. **MFI =** 00JA112 **SMU =** 7430770 **FRU =** 7430771 iButton Reader

FEAT CODE	FEATURE DESCRIPTION and CONDITIONS		DESCRIPTION
2604	**iButton (pick pack)** This feature provides the iButton that is used as a key for the iButton reader. One key is provided. The customer will need to decide how the key is to be used (one per manager, one per site, one per employee, etc.) Prerequisites: must have #2603 Maximum: **two** initially or multiples via MT 6200-MES	This feature is available to be ordered with the system but *will not be installed at the factory*. It can also be ordered as a field upgrade and intended to be installed in a TCx 800 that has already been purchased.	**MFI =** 00JA115 **SMU =** 00JA116 **FRU =** not yet determined iButton
2613	**Fingerprint reader (pick pack)** This feature provides a fingerprint reader that can mount to the side of the system. It attaches through the side USB port and has capture screws to hold the reader in place. Prerequisites: None Limitations: must not have #2603 Maximum: one initially or multiples via MT 6200-MES	 This feature is available to be ordered with the system but *will not be installed at the factory*. It can also be ordered as a field upgrade and intended to be installed in a TCx 800 that has already been purchased.	Cannot be used with iButton Reader FC 2603. See Sales Manual for usage limitations **MFI =** 3AA00727000 **SMU =** 3AA00727000 **FRU =** 3AC00607800 Fingerprint Reader
		PRELOADED Operating System	
4105	Windows 10 IoT Enterprise 2016 LTSB, 64-bit only (value) **Co-Requisite** – Memory, FC 7009, 7016 or 7020 and SSD, FC 7445, 7455 or 7456	**NOT AVAILABLE AS A FRU**. Order with new machine or via MES order with machine serial number for validation. **Note:** POS system Microsoft OS preload image may only be used with a Point of Service Application (Embedded Application, the sole functionality of which is to process retail sales transactions, scan and track inventory, record and/or transmit customer information, and/or perform related retail store management functions) and may not be used as a general-purpose office computer system. Office Automation and Personal Computing Functions must be accessed through, and in support of and operation as part of a Point Service Application.	**Pre-Requisite Models** E0x, E1x or E3x
4106	Windows 10 IoT Enterprise 2016 LTSB, 64-bit only (high end) **Co-Requisite** – Expanded memory, FC 7009, 7016 or 7020 and SSD FC 7445, 7455 or 7456		**Pre-Requisite** Models Ex7

Keyboards

FEAT CODE	FEATURE DESCRIPTION and CONDITIONS		DESCRIPTION
1350	***(#1350) Preferred Modular CANPOS Keyboard (US English)*** This feature provides a Modular CANPOS US English keyboard with Touchpad/Pointing Stick function installed. The only requirement is that a cable length must be selected from feature codes #1320 or #1321 to attach the keyboard to system unit. Plant only feature. Prerequisite: #1320 or #1321 Maximum: One. Customer Setup: No. Field Installation: No.	 **THIS KEYBOARD WILL NOT FIT ON the TCx™ 800 INTEGRATION TRAY FC 8280**	**MFI =** 7431232 **SMU =** 3AA01201700 Modular CANPOS w/Pointer US English (no MSR, no keylock, no fingerprint reader) **IRON GRAY ONLY**
1355	***(#1355) Preferred Modular 67 Key Keyboard (US English)*** This feature provides a Modular 67-Key US English keyboard with MSR and Keylock function installed. The preconfigured keyboard is iron gray. Additionally, the attachment cable feature is required to provide the correct length and connectivity of cable to attach the configured keyboard to POS system. Choice of cables from feature codes #1320 or #1321 are used when attaching keyboard to system unit. Prerequisite: #1320 or #1321 Maximum: One. Customer Setup: No. Field Installation: No.	 **NOTE: You need to order a standard keylock FC 9202-9206** **THIS KEYBOARD WILL NOT FIT ON the TCx™ 800 INTEGRATION TRAY FC 8280**	**MFI =** 7431237 **SMU =** 3AA01202000 Modular 67 Key Keyboard w/MSR & Keylock, no Pointer / Touchpad
1356	***(#1356) Preferred Modular 67 Key Keyboard with LCD display*** This feature provides a Modular 67-Key keyboard w/LCD along with MSR and Keylock installed. The preconfigured keyboard comes in iron gray color. Additionally, the attachment cable feature is required to provide the correct length and connectivity of cable to attach the configured keyboard to POS system. Choice of cables from feature codes #1320 or #1321 are used to attach the keyboard to system unit. Prerequisite: #1320 or #1321 Maximum: one Customer Setup: No. Field Installation: No.	 **NOTE: You need to order a standard keylock FC 9202-9206**	**MFI =** 7431239 **SMU =** 3AA01203000 67 Key Keyboard with LCD with MSR and Keylock, no Pointer / Touchpad

FEAT CODE	FEATURE DESCRIPTION and CONDITIONS		DESCRIPTION
1351	***(#1351) Preferred Modular ANPOS (US English)*** This feature provides a Modular ANPOS US English keyboard with MSR, Touchpad/Pointing Stick and Keylock function installed. The preconfigured keyboard comes in iron gray. Additionally, the attachment cable feature is required to provide the correct length and connectivity of cable to attach the configured keyboard to POS system. Choice of cables from feature codes #1320 or #1321. Plant only feature. Prerequisite: #1320 or #1321 Maximum: One. Customer Setup: No. Field Installation: No.	 **NOTE: You need to order a standard keylock FC 9202-9206**	**MFI =** 7431215 **SMU =** 3AA01199900
FACTORY INTEGRATION of KEYBOARD FEATURES			
1111	***(#1111) Feature Integration*** This feature provides a keyboard with all ordered optional features installed and ready to use from the factory. Feature code #1111 is required to get features in any supported configuration installed at the factory. This is plant only feature. Prerequisite: #2280, #2282, #2284, #2286, #2288, #2290, #2292, #2250, #2251, #2252, #2253, #2254, #2255, #2256, #2240 or #2270 Limitation: must not #1350 or #1351 or #1355 or #1356. Maximum: one Customer Setup: No. Field Installation: No.		**MFI =** 9991111
		INTENTIONALLY BLANK	

FEAT CODE	FEATURE DESCRIPTION and CONDITIONS		DESCRIPTION
		COMPACT ANPOS KEYBOARDS	
2250	***Modular CANPOS Keyboard - Iron Gray*** A wide range of programming interfaces are supported to match the requirements of multiple POS applications. Unified POS (UPOS) drivers: OPOS and JavaPOS are available for the Keyboard, MSR, Tone, Fingerprint Reader and Keylock functions. The keyboard can also operate in a standard PC keyboard mode using only native OS drivers. In this mode the key codes for point of sale keys are configurable and I/O such as the MSR and keylock operate in 'Wedge' mode where MSR and keylock information is presented to the application as keyed data. A configuration utility is provided to allow keyboard configuration to be developed to meet the application requirements Two standard USB cables are available. A strain relief mechanism which would host dependent is recommended to prevent accidental unplugging of the cable. #1320 or #1321 (black cables). Prerequisites: #1320 or #1321 Maximum: one initially or multiples via MT 6200-MES Customer Setup: Yes Field Installation: Yes	 The Modular CANPOS keyboard includes a slightly modified 101-key layout and 32 POS extensions keys. Language specific layouts add up to 2 additional keys in the 'QWERTY' section. The keyboard integrates optional I/O devices including a Magnetic Stripe Reader, Fingerprint Reader, Keylock, and Touch/Pad Pointing Stick. All optional I/O can be easily installed in the field or pre-installed if ordered with the keyboard. The key layout includes a slightly modified 101-key keyboard layout and 32 additional POS keys. The modification of the 101-key layout allows the Modular CANPOS to have a narrow footprint and take up less counter space at the POS. The 32 keys are relegendable and reconfigurable. They may be labeled to match the customer's application and configured as double or single keys using provided keycaps and available blank legend sheets. **THIS KEYBOARD WILL NOT FIT ON the TCx™ 800 INTEGRATION TRAY FC 8280**	**MFI =** 7431220 **SMU** = 3AA01200500 **FRU=** 3AC00611700 Modular Compact ANPOS - US-English
2251			**MFI =** 7431222 **SMU** = 3AA01200700 **FRU=** 3AC00611900 Modular Compact ANPOS - UK English
2252			**MFI =** 7431223 **SMU** = 3AA01200800 **FRU=** 3AC00612000 Modular Compact ANPOS keyboard - French
2253			**MFI =** 7431225 **SMU** = 3AA01201000 **FRU=** 3AC00612200 Modular Compact ANPOS - Canadian French
2254			**MFI =** 7431221 **SMU** = 3AA01200600 **FRU=** 3AC00611800 Modular Compact ANPOS keyboard - Spanish
2255			**MFI =** 7431226 **SMU** = 3AA01201100 **FRU=** 3AC00612300 Modular Compact ANPOS - Brazilian Portuguese
2256			**MFI =** 7431224 **SMU** = 3AA01200900 **FRU=** 3AC00612100 Modular Compact ANPOS - German
2257			**MFI =** 7431227 **SMU** = 3AA01201200 **FRU=** 3AC00612400 Modular Compact ANPOS keyboard - Turkey

FEAT CODE	FEATURE DESCRIPTION and CONDITIONS		DESCRIPTION
2270	***Modular 67-Key Keyboard*** The S1 and S2 keys will be a secondary function of two regular keys on each keyboard via CTRL key. Therefore, keys are not dedicated to this rarely used function. The tone function allows customization of volume and frequency dependent on the programming interfaces used. A wide range of programming interfaces are supported to match the requirements of multiple point of sale applications. Unified POS (UPOS) drivers: OPOS and JavaPOS are available for the Keyboard, MSR, Tone, and Keylock functions. The keyboard can also operate in a standard PC keyboard mode using only native OS drivers. In this mode the key codes for point of sale keys are configurable and I/O such as the MSR and keylock operate in 'Wedge' mode where MSR and keylock information is presented to the application as keyed data. A configuration utility is provided to allow keyboard configuration to be developed to meet the application requirements. Two standard USB cables are available. A strain relief mechanism which would be host dependent is recommended to prevent accidental unplugging of the cable. Prerequisites: #1320 or #1321 Maximum: one initially or multiples via MT 6200-MES Customer Setup: Yes Field: Yes	 The Modular 67-key keyboard is a matrix-style POS keyboard. It is made up of a combination of .75 inch x .75 inch keys and 1 inch x .75 inch keys. The layout is a super set of the 50-Key POS keyboard allowing migration to the new keyboard with minimal operator training or learning time. The keyboard integrates optional I/O devices including a Magnetic Stripe Reader, Fingerprint Reader or Keylock. All optional I/O can be easily installed in the field or pre- installed if ordered with the keyboard. It is available with a USB or PS2 attachment cable; however, function is limited with PS2 attachment. All keys are considered POS keys and are relegendable and reconfigurable. The standard layout for the POS keys include a numeric pad with a calculator layout and a double key for the '0'. The customer may change the numeric pad layout to telephone type or make other modifications is required. Other POS keys may be labeled to match the customer's application and configured as double or single keys using provided keycaps and available blank legend sheets. **THIS KEYBOARD WILL NOT FIT ON the TCx™ 800 INTEGRATION TRAY FC 8280**	**MFI =** 7431233 **SMU** = 3AA01201800 **FRU=** 3AC00612800 67 Key Keyboard

FEAT CODE	FEATURE DESCRIPTION and CONDITIONS		DESCRIPTION
2240	***(#2240) Modular 67-Key Keyboard with LCD display*** The S1 and S2 keys will be a secondary function of two regular keys on each keyboard via CTRL key. Therefore, keys are not dedicated to this rarely used function. The tone function allows customization of volume and frequency dependent on the programming interfaces used. A wide range of programming interfaces are supported to match the requirements of multiple point of sale applications. Unified POS (UPOS) drivers: OPOS and JavaPOS are available for the Keyboard, MSR, Tone, and Keylock functions. The keyboard can also operate in a standard PC keyboard mode using only native OS drivers. In this mode the key codes for point of sale keys are configurable and I/O such as the MSR and keylock operate in 'Wedge' mode where MSR and keylock information is presented to the application as keyed data. A configuration utility is provided to allow keyboard configuration to be developed to meet the application requirements. Standard USB cable is available in two lengths (#1320 or #1321). A strain relief mechanism which would be host dependent is recommended to prevent accidental unplugging of the cable. Prerequisites: #1320 or #1321 Maximum: one initially or multiples via MT 6200-MES Customer Setup: Yes Field: Yes Preferred Keyboard Configurations	 The Modular 67-key keyboard w/LCD display is a matrix-style POS keyboard with a 2x20 LCD display. It is made up of a combination of .75 inch x .75 inch keys and 1 inch x .75 inch keys. The layout is a super set of the 50-Key POS keyboard w/LCD with extra function keys. The keyboard integrates optional I/O devices including a Magnetic Stripe Reader, Fingerprint Reader or Keylock. All optional I/O can be easily installed in the field or pre- installed if ordered with the keyboard. All keys are considered POS keys and are relegendable and reconfigurable. The standard layout for the POS keys include a numeric pad with a calculator layout and a double key for the '0'. The customer may change the numeric pad layout to telephone type or make other modifications is required. Other POS keys may be labeled to match the customer's application. and configured as double or single keys using provided keycaps and available blank legend sheets.	**MFI =** 7431235 **SMU** = 3AA01202800 **FRU=** 3AC00613000 67 Key Keyboard with LCD

FEAT CODE	FEATURE DESCRIPTION and CONDITIONS		DESCRIPTION
MODULAR ANPOS KEYBOARD Keyboard			
2292	***(#228x, #229x) Modular ANPOS Keyboard*** A wide range of programming interfaces are supported to match the requirements of multiple POS applications. Unified POS (UPOS) drivers: OPOS and JavaPOS are available for the Keyboard, MSR, Tone, Fingerprint Reader and Keylock functions. The keyboard can also operate in a standard PC keyboard mode using only native OS drivers. In this mode the key codes for point of sale keys are configurable and I/O such as the MSR and keylock operate in 'Wedge' mode where MSR and keylock information is presented to the application as typed data. A configuration utility is provided to allow definition of the keyboard configuration to meet the application requirements. Configuration includes definition of key codes for all POS keys as well as customization of MSR operation. Standard USB cables are available in two lengths. A strain relief mechanism which would be host dependent is recommended to prevent accidental unplugging of the cable. (#1320 and #1321 black cables) Prerequisites: #1320 or #1321 Maximum: one initially or multiples via MT 6200-MES Customer Setup: Yes Field Installation: Yes	 The modular ANPOS keyboard includes a standard 101-key layout and POS extensions including an additional 18 keys. Language specific layouts add up to 2 additional keys in the 'QWERTY' section. The keyboard integrates optional I/O devices including a Magnetic Stripe Reader, Fingerprint Reader, Keylock, and Touch/Pad Pointing Stick. All optional I/O can be easily installed in the field or pre-installed if ordered with the keyboard. The standard layout for the POS keys includes a numeric pad with a calculator layout and a double key for the '0'. The customer may change the numeric pad layout to telephone type or make other modifications as required. Other POS keys may be configured as double or single keys using provided keycaps and labeled to match the customer's application using available blank legend sheets. The S1 and S2 keys will be a secondary function of two regular keys on each keyboard via CTRL key. Therefore, keys are not dedicated to this rarely used function. The tone function allows customization of volume and frequency dependent on the programming interfaces used.	**MFI =** 7431207 **SMU** = 3AA01199100 **FRU=** 3AC00610900 MODULAR ANPOS KB (Braz/Port)
2282			**MFI =** 7431206 **SMU** = 3AA01199000 **FRU=** 3AC00610800 MODULAR ANPOS KB (Can/Fr)
2284			**MFI =** 7431203 **SMU** = 3AA01198700 **FRU=** 3AC00610500 MODULAR ANPOS KB (UK Eng)
2286			**MFI =** 7431204 **SMU** = 3AA01198800 **FRU=** 3AC00610600 MODULAR ANPOS KB (French)
2288			**MFI =** 7431205 **SMU** = 3AA01198900 **FRU=** 3AC00610700 MODULAR ANPOS KEYBOARDKB (German)
2290			**MFI =** 7431202 **SMU** = 3AA01198600 **FRU=** 3AC00610400 MODULAR ANPOS KB (Spanish)
2280			**MFI =** 7431201 **SMU** = 3AA01198500 **FRU=** 3AC00610300 MODULAR ANPOS KB (US Eng)

FEAT CODE	FEATURE DESCRIPTION and CONDITIONS		DESCRIPTION
	KEYBOARD FEATURES		
2260	***(#2260) 3-Track MSR Module*** This feature is a standard 3-Track MSR. The 3-Track MSR provides the ability to read ISO 7813 or AAMVA compliant cards. The MSR module is a pluggable option that may be installed in the field or pre- installed at the factory if ordered with the keyboard. This feature comes in iron gray to compliment the keyboard. Prerequisite: #2250-#2257, #2280, #2282, #2284, #2286, #2288, #2290, #2240 or #2270. Limitation: must not #2262 Maximum: one initially or multiples via MT 6200-MES Customer Setup: Yes Field Installation: Yes		**MFI =** 00DN732 **SMU =** 3AA01194700 **FRU =** 3AC00609500 3-Track MSR Module
2262	***(#2262) JUCC MSR Module*** ***JAPAN ONLY*** The dual-head JUCC MSR provides the ability to read JIS-I track 2 with one head and the JIS-II track with another head on the opposite side of the card. The MSR is a pluggable option that may be installed in the field or pre-installed at the factory if ordered with the keyboard. Prerequisite: #2270, #2280 or #2250 Limitation: must not #2260 or #2240 Maximum: one initially or multiples via MT 6200-MES Customer Setup: Yes. Field Installation: Yes.		**MFI =** 00DN734 **SMU =**00DN764 **FRU =**00DN774 JUCC MSR Module
2264	***(#2264) Two Position Keylock Module*** The two position keylock is one of two available authentication devices and is mutually exclusive with the Fingerprint Reader (#2268). It provides an operator (or normal) position without the key and a manager position with the key. The 2-position keylock is available with 1 of 6 specifiable inserts and matches the locks used on other Toshiba products such as cash drawers. This feature comes in iron gray to complement the keyboard unit. A lock insert must be specified from #9202 through #9206 with this feature. Prerequisite: #2250 - #2257, #2284, #2284, #2286, #2288, #2290, #2292, #2280, Corequisite: #9200 or #9202-#9206 or #9218 Limitation: must not #2268, #1350, #1351, #1355 or #1356. Maximum: one initially or multiples via MT 6200-MES Customer Setup: Yes Field Installation: Yes	 (Mutually exclusive with FC 2268)	**MFI =** 00DN792 **SMU =** 3AA01176700 **FRU =** 3AC00589900 2-position Keylock Module Iron Gray **NOTE: You need to order a standard keylock FC 9202-9206**

FEAT CODE	FEATURE DESCRIPTION and CONDITIONS		DESCRIPTION
2266	***(#2266) Touchpad/Pointing Stick Module*** The touchpad/pointing device is a combination touchpad and a pointing stick along with 2 buttons. This option provides the ability to operate a GUI where required without dedicating the counter space to a mouse. This feature comes in iron gray to complement the keyboard it is attached to. Prerequisite: #2250 - #2257, #2284, #2286, #2288, #2290, #2292, #2280, #2282 Limitation: must not #2270 or #2240 Maximum: one initially or multiples via MT 6200-MES Customer Setup: Yes Field Installation: Yes		**MFI =** 00DN846 **SMU =** 3AA01195100 **FRU =** 3AC00609900 **THIS FEATURE IS NOT AVAILABLE FOR THE 67-Key Keyboards** Touch Pad/Pointer Module
2268	The fingerprint reader is one of two available authentication devices and is mutually exclusive with the Two Position Keylock Module (#2264). It allows for the capture of fingerprints to be used for authentication or identification of a user. With the required application support the finger print reader can be used to replace the operator ID and/or password, as a manager override to replace the keylock, or provide many other authentication or identification functions. For performance reasons the use of a fingerprint for identification may require a limited set of possible users. This option requires a USB attachment cable (#1320 or #1321). Note: Software authentication support is available from Cross Match and is the responsibility of customer. Prerequisite: #2250 - #2257, #2280, #2282, #2284, #2286, #2288, #2290, #2292, #2270 or #2240. Limitation: must not #2264. Maximum: one initially or multiples via MT 6200-MES Customer Setup: Yes Field Installation: Yes	 **THIS MODULE REQUIRES USB Cables** Windows and Linux software must be obtained from CrossMatch (formerly Digital Persona). This is the responsibility of customer. This feature is not supported on Toshiba 4690OS. (Mutually exclusive with Keylock FC 2264)	**MFI =** 00DN875 **SMU =** 3AA01194700 **FRU =** 3AC00609500 Fingerprint Module

KEYBOARD FILLERS:

A filler insert is provided when any of the optional keyboard features (MSR, Fingerprint Reader or pointing device) are not selected. Factory orders will automatically default the appropriate filler insert when no optional feature is ordered with the keyboard. The snap-fit filler insert goes in the location of its counterpart feature module. Additionally, MES filler features are available as your configuration needs change after purchase of the keyboard.

FEAT CODE	FEATURE DESCRIPTION and CONDITIONS		DESCRIPTION
1370	***MSR Filler Insert (iron gray) MES Only*** This feature provides a MSR filler insert that will allow customers to remove the 3-Track MSR Module (#2260) and insert the filler in its place. The snap fit part will cover the opening in upper left-hand corner of the keyboard where the MSR module is located. The insert allows the customer to change features as their business needs change. Prerequisite: None Maximum: one initially or multiples via MT 6200-MES Customer Setup: Yes Field Installation: Yes Field Installation: Yes	 This comes on any keyboard that is ordered with new machine WITHOUT the MSR. 6200-MES orders must explicitly order this	**MFI =** 46V4070 **SMU =** 44T4081 **FRU=** 46Y2356 Filler MSR Iron Gray
1374	***(#1374) Authentication Module Filler Insert (iron gray) MES only*** This feature provides a filler insert that will allow customers to remove the Fingerprint Reader Module (#2268) or Keylock Module (#2264) and insert the filler in its place. The snap fit part will cover the opening where the Fingerprint Reader or Keylock module is located. The insert placement is located in the upper right hand corner of keyboard. The insert allows the customer to change features as their business need change. Prerequisite: None Maximum: multiples via MT 6200-MES Customer Setup: Yes Field Installation: Yes MES ONLY		This comes on any keyboard that is ordered with new machine WITHOUT the Touch Pad. 6200-MES orders must explicitly order this **MFI =** 46V4072 **SMU =** 44T4085 **FRU=** 46Y2358 Filler Authentication Module Iron Gray
1376	***(#1376) Pointing Device Filler (iron gray) MES only*** This feature provides a Pointing Device filler insert that will allow customers to remove the Touch/Pad Pointing Stick Device Module and insert the filler in bottom mid-right hand location. Prerequisite: None Maximum: multiples via MT 6200-MES Customer Setup: Yes Field Installation: Yes		This comes on any keyboard that is ordered with new machine WITHOUT the Touch Pad. 6200-MES orders must explicitly order this **MFI =** 46V4074 **SMU =** 44T4087 **FRU=** 46Y2360 Filler Touch Pad/Pointer Iron Gray

FEAT CODE	FEATURE DESCRIPTION and CONDITIONS		DESCRIPTION
MODULAR KEYBOARD CABLES			
1320	***(#1320) Standard USB 1.4M Cable –Black*** Included with this cable a latching clip that will provide a positive mechanical latch for the cable at the system unit. **Prerequisite:** None Maximum: one initially or multiples via MT 6200-MES	 Standard USB cable for the attachment of the Modular ANPOS, Modular CANPOS or Modular 67 Key Keyboards to an Iron Gray system unit. This cable is only for configurations where it is necessary to use the Modular ANPOS, Modular CANPOS or Modular 67 Key Keyboards to access BIOS settings in the system unit during boot-up.	USB cable 1.4M Black **MFI =** 45X0501 **FRU & SMU** =45U0016
1321	***(#1321) Standard USB 3.8M Cable -Black*** Included with this cable a latching clip that will provide a positive mechanical latch for the cable at the system unit. **Prerequisite:** None Maximum: one initially or multiples via MT 6200-MES		USB cable 3.8M Black **MFI =** 45X0503 **FRU & SMU** =45U0018
Lens Kits and Key Kits			
1420	***(#1420) Modular 67-Key Keyboard Lens Kit*** This kit is provided as a MES to provide additional key lens after keyboard has been installed. 6 Clear Top (Tall) Key Caps 6 Clear Top Key Caps 42 Clear Key Caps (1.5 unit) 10 Clear Top (Tall) Key Caps 12 Function Keys 6 Key Cap Spacer Double Tall 1 Key Cap Assembly Pebble Gray '0' 1 Key Cap Assembly Pebble Gray '0' 1 Key Cap Assembly Pebble Gray '00' 1 Key Cap Assembly Pebble Gray '.' 1 Key Cap Assembly Pebble Gray '*' 1 Key Cap Assembly Black '0' 1 Key Cap Assembly Black '00' 1 Key Cap Assembly Black '.' 1 Key Cap Assembly Black '*' 6 Key Cap Spacer Tall Double **Prerequisite**: None Maximum: multiples via MT 6200-MES Customer Setup: Yes Field Installation: Yes	 This is SHIPPED with each NEW keyboard from the factory You do not need to order this with a Factory Order of a POS Terminal	**MFI =** 45X0516 **SMU** - 46Y2370 **FRU =** 46T6703 Modular 67 Key Keyboard Lens Kit

FEAT CODE	FEATURE DESCRIPTION and CONDITIONS		DESCRIPTION
1421	***(#1421) Modular ANPOS Lens Kit*** This kit is provided as a MES to provide additional key lens after keyboard has been installed. 46 Clear Single Key Caps 4 Clear Double Key Caps 10 Clear Single Tall Key Caps 4 Clear Double Tall Key Caps 1 Spacer Polyurethane foam 4 Spacer Cap Tall Double 1 Key Cap Assembly Pebble Gray '0' 1 Key Cap Assembly Pebble Gray '00' 1 Key Cap Assembly Pebble Gray '.' 1 Key Cap Assembly Pebble Gray '*' 1 Key Cap Assembly Black '0' 1 Key Cap Assembly Black '0' 1 Key Cap Assembly Black '00' 1 Key Cap Assembly Black '.' 1 Key Cap Assembly Black '*' **Prerequisite:** None Maximum: one initially or multiples via MT 6200-MES Customer Setup: Yes Field Installation: Yes	 This is SHIPPED with each NEW keyboard from the factory. You do not need to order this with a Factory Order of a POS Terminal	**MFI =** 45X0512 **SMU -** 46Y2341 **FRU =** 46T6701 MODULAR ANPOS KEYBOARD Lens Kit
1422	***(#1422) Modular CANPOS Lens Kit*** This kit is provided as a MES to provide additional key lens after keyboard has been installed. This kit is provided with every keyboard ordered. 32 Clear Single Key Caps 4 Clear Double Key Caps Prerequisite: None Maximum: one initially or multiples via MT 6200-MES Customer Setup: Yes Field Installation: Yes	This is SHIPPED with each NEW keyboard from the factory. You do not need to order this with a Factory Order of a POS Terminal	**MFI =** 45X0514 **SMU -** 46Y2342 **FRU =** 46T6702 Modular CANPOS Lens Kit

FEAT CODE	FEATURE DESCRIPTION and CONDITIONS		DESCRIPTION
1426	***(#1426) Modular Keyboard Key Caps 1x1*** This package of extra key caps is provided to keep on hand in case of damage to original key cap. The package contains 25 of the 1x1 key caps that may be used to reconfigure your keyboard layout as required. **Prerequisite:** None Maximum: one initially or multiples via MT 6200-MES		**MFI =** 46V4110 **SMU** - 46Y2344 **FRU** = 46T6704 Keyboard Key Caps - 1x1 SS (25 units)
1427	***(#1427) Modular Keyboard Key Caps 1x2*** This package of extra key caps is provided to keep on hand in case of damage to original key cap. The package contains 25 of the 1x2 key caps that may be used to reconfigure your keyboard layout as required. **Prerequisite:** None Maximum: one initially or multiples via MT 6200-MES		**MFI =** 46V4111 **SMU -** 46Y2345 **FRU** = 46T6705 Kbd Key Caps - 1x2 (25 units)
1428	***(#1428) Modular Keyboard Key Caps 1x1 Tall*** This package of extra key caps is provided to keep on hand in case of damage to original key cap. The package contains 25 of the 1x1 Tall key caps that may be used to reconfigure your keyboard layout as required. **Prerequisite**: None Maximum: one initially or multiples via MT 6200-MES		**MFI =** 46V4112 **SMU -** 46Y2346 **FRU =** 46T6706 Keyboard Key Caps - 1x1 Tall (25 units)
1429	***(#1429) Modular Keyboard Key Caps 1x2 Tall*** This package of extra key caps is provided to keep on hand in case of damage to original key cap. The package contains 25 of the 1x2 Tall key caps that may be used to reconfigure your keyboard layout as required. **Prerequisite**: None Maximum: one initially or multiples via MT 6200-MES		**MFI =** 46V4113 **SMU -** 46Y2347 **FRU =** 46T6707 Keyboard Key Caps - 1x2 Tall (25 units)

FEAT CODE	FEATURE DESCRIPTION and CONDITIONS		DESCRIPTION
1430	***(#1430) Modular 67 Key Keyboard Single Caps 1x1*** This package of extra key caps is provided to keep on hand in case of damage to original key cap. The package contains 25 of the Single Cap 1x1 key caps that may be used to reconfigure your keyboard layout as required. Prerequisite: None Maximum: one initially or multiples via MT 6200-MES		**MFI =** 46V4114 **SMU -** 46Y2348 **FRU =** 46T6708 67 Key Keyboard Single Caps – 1x1 (25 units)
1431	***(#1431) Modular 67 Key Keyboard Double Caps 1x2*** This package of extra key caps is provided to keep on hand in case of damage to original key cap. The package contains 25 of the Double Cap - 1x2 key caps that may be used to reconfigure your keyboard layout as required. Prerequisite: None Maximum: one initially or multiples via MT 6200-MES		**MFI =** 46V4115 **SMU -** 46Y2349 **FRU =** 46T6709 67 Key Keyboard Double Caps - 1x2 (25 units)
1432	***(#1432) Modular 67 Key Keyboard Single Caps - 1x1 Tall*** This package of extra key caps is provided to keep on hand in case of damage to original key cap. The package contains 25 of the Single Caps 1x1 Tall key caps that may be used to reconfigure your keyboard layout as required. Prerequisite: None Maximum: one initially or multiples via MT 6200-MES		**MFI =** 46V4116 **SMU -** 46Y2350 **FRU =** 46T6710 67 Key Keyboard Single Caps – 1x1 Tall (25 units)
1433	***(#1433) Modular 67 Key Keyboard Double Caps - 1x2 Wide Tall*** This package of extra key caps is provided to keep on hand in case of damage to original key cap. The package contains 25 of the Double Caps 1x2 Wide Tall key caps that may be used to reconfigure your keyboard as required. **Prerequisite:** None Maximum: one initially or multiples via MT 6200-MES		**MFI =** 46V4117 **SMU -** 46Y2371 **FRU =** 46T6711 67 Keybd Double Caps - 1x2 WT Tall (25 units)

FEAT CODE	FEATURE DESCRIPTION and CONDITIONS		DESCRIPTION
LEGEND SHEETS and ACCESSORIES			
1423	***(#1423) Modular ANPOS Legend - Blank*** A package of blank die cut legend sheets is available to initially customize the Modular ANPOS keyboard. The package includes 6 blank sheets ready to add your specific nomenclature to as your application requires. Prerequisite: None Maximum: one initially or multiples via MT 6200-MES Customer Setup: Yes Field Installation: Yes	 SIX BLANK Sheets per package One package contains SIX sheets Warm Gray, Violet, Green, Red, Blue, Yellow	**MFI =** 45U0045 **SMU =** 60G1389 MODULAR ANPOS KEYBOARD KB Label - Blank
1424	***(#1424) Modular CANPOS Legend - Blank*** A package of blank die cut legend sheets is available to initially customize the Modular CANPOS keyboard. The package includes 6 blank sheets ready to add your specific nomenclature to as your application requires. Prerequisite: None Maximum: one initially or multiples via MT 6200-MES Customer Setup: Yes Field Installation: Yes		**MFI =** 45U0046 **SMU =** 60G1389 MODULAR CANPOS KEYBOARD KB Label – Blank
1425	***(#1425) Modular 67-key Keyboard Legend - Blank*** A package of blank die cut legend sheets is available to initially Modular 67-key Keyboard. The package in customize the Modular 67-Key Keyboard. The package includes 6 blank sheets ready to add your specific nomenclature for your application requires. Prerequisite: None Maximum: one initially or multiples via MT 6200-MES Customer Setup: Yes Field Installation: Yes		**MFI =** 45U0047 **SMU** = 60G1314 + 60G1314 Modular 67 Key Keybd Label - Blank
Keylock Cylinders (Please refer to the Cash Drawer Section)			
ACCESSORIES			
	46V4107		**FRU = 46Y2353** Blanking bar, 67-key black, kit of 5
	46V4109		**FRU = 46Y2355** Blanking bar, ANPOS black, kit of 5
	93F1944		Key Puller Kit

FEAT CODE	FEATURE DESCRIPTION and CONDITIONS		DESCRIPTION
		2x20 Customer Displays	
5988	(#5988) USB 40 Character LCD – Single Sided (Center Pole) - (Black) **Co-Requisites**: USB Cable – Pick one of FC 5060, 5061, 5062, or 5063 Maximum: one or multiple quantities via MES orders on M/T 6200-MES Customer Setup: Yes. Field Installation: Yes.	 Provides a single or dual-sided 2 x 20 Liquid Crystal Display (LCD) which mounts on a post in a Center Pole mount design, with independent tilt and swivel action for flexibility and for easy positioning on either the left or right side of the system unit. It can display up to 40 characters of alphabetic or numeric information or special symbols in two rows of 20 characters each. The display is suitable for viewing from a distance of up to 8 feet and from a side angle of up to 40 degrees. The characters are approximately 10mm high and white in color against a black Light Emitting Diode (LED) lit background. A post assembly is shipped with each display. It offers almost 350 degree rotation about the vertical axis, while the tilt mechanism offers + or - 25 degree rotation about the horizontal axis. The display stands 254mm (10 in) (measured to the middle of the display) when attached to the post.	MFI = 3AA00809000 SMU= 3AA00798000 FRU = 3AC00536000 Center-Pole Single-sided 2X20 LCD Display, Black
5989	**(#5989) USB 40 Character LCD – Dual Sided (Center Pole) - (Black)** **Co-Requisites**: USB Cable – Pick one of FC 5060, 5061, 5062, or 5063 Maximum: one or multiple quantities via MES orders on M/T 6200-MES Customer Setup: Yes. Field Installation: Yes.		MFI = 3AA00809100 **SMU**= 3AA00808100 **FRU** = 3AC00536100 Center-Pole Double-sided 2X20 LCD Display, Black
5987	**(#5987) All Points Addressable (APA) USB LCD Display (Center Pole)- Black** **Co-Requisites**: USB Cable – Pick one of FC 5060, 5061, 5062, or 5063 Maximum: one or multiple quantities via MES orders on M/T 6200-MES Customer Setup: Yes. Field Installation: Yes.	Display format for the APA display – 160 x 36 pixels, or 2x10, 2 lines of 10 DBCS Characters or 2x20, 2 lines of 20 SBCS Characters NOTE for APA Display: The customer is expected to use the UPOS utility to download the font they want There are FRU parts for each character set so that the SSR is not forced to load a font to make a repair.	MFI = 3AA00809200 **SMU**= 3AA00808400 **FRU** = 3AC00536400 sbcs **FRU** = 3AC00536500 Japanese **FRU** = 3AC00536600 Simplified Chinese **FRU** = 3AC00536700 Traditional Chinese **FRU** = 3AC00536800 Korean Center-Pole APA Display Black

FEAT CODE	FEATURE DESCRIPTION and CONDITIONS		DESCRIPTION
5996	**(#5996) USB 40 Character LCD – Single Sided (Flagpole) (Black)** **Co-Requisites**: USB Cable – Pick one of FC 5060, 5061, 5062, or 5063 Maximum: one initially or multiples via MT 6200-MES Customer Setup: Yes. Field Installation: Yes..		**MFI =** 3AA00810100 **SMU**= 3AA00808200 **FRU** = 3AC00536200 Flag-Pole Single-sided 2X20 LCD Display, Black
5997	**(#5997) USB 40 Character LCD – Dual Sided Co-Requisites**: USB Cable – Pick one of FC 5060, 5061, 5062, or 5063 Maximum: one initially or multiples via MT 6200-MES Customer Setup: Yes. Field Installation: Yes.		**MFI =** 3AA00810200 **SMU**= 3AA00808300 **FRU** = 3AC00536300 Flag-Pole Double-sided 2X20 LCD Display, Black
5998	**(#5998) All Points Addressable (APA) USB LCD Display (Flagpole) –Black** **Co-Requisites**: USB Cable – Pick one of FC 5060, 5061, 5062, or 5063 Maximum: one initially or multiples via MT 6200-MES Customer Setup: Yes. Field Installation: Yes.	Provides a single or dual-sided 2 x 20 Liquid Crystal Display (LCD) which mounts on a post in a "Flag Pole" mount design, with independent tilt and swivel action for flexibility and for easy positioning on either the left or right side of the system unit. It can display up to 40 characters of alphabetic or numeric information or special symbols in two rows of 20 characters each. The display is suitable for viewing from a distance of up to 8 feet and from a side angle of up to 40 degrees. The characters are approximately 10mm high and white in color against a black Light Emitting Diode (LED) lit background. A post assembly is shipped with each display. It offers almost 350 degree rotation about the vertical axis, while the tilt mechanism offers + or - 25 degree rotation about the horizontal axis. The display stands 254mm (10 in) (measured to the middle of the display) when attached to the post. An Iron Gray 3-inch long Pole Display Extension Post (#5652) is also available for added flexibility in adjusting the display height. NOTE for APA Display: The customer is expected to use the UPOS utility to download the font they want There are FRU parts for each character set so that the SSR is not forced to load a font to make a repair.	**MFI =** 3AA00808900 **SMU**= 3AA00807900 **FRU** = 3AC00535500 sbcs **FRU** = 3AC00535600 Japanese **FRU** = 3AC00535700 Simplified Chinese **FRU** = 3AC00535800 Traditional Chinese **FRU** = 3AC00535900 Korean Flag-Pole APA Display Black

FEAT CODE	FEATURE DESCRIPTION and CONDITIONS		DESCRIPTION
5061	***Long Standard LCD USB Cable (Black)*** PC-Standard USB Cable - Long (3.8m) - Black Prerequisites: none Maximum: one initially or multiples via MT 6200-MES Customer Setup: Yes. Field Installation: Yes	This is a special 3.8-meter cable that enables the USB-LCD to be connected to devices that do not have 12V Powered USB ports. This cable does not support the 12-volt powered USB connect. It supports the PC-standard USB with 5 Volt output. This cable has one flat end required to fit into the selected TCx 800 USB I/O features and the terminal end has a PC-Standard 5 Volt connector, non-latching.	**MFI =** 00TL819 **SMU** 00TL820 **FRU** 00TL821
5060	***(#5060) Short Latching LCD USB Cable*** Powered USB Cable - Short (0.8m) - Black Prerequisites: none Maximum: one initially or multiples via MT 6200-MES Customer Setup: Yes. Field Installation: Yes	For the new 599x displays, the only functional difference between powered and un-powered is the positive latching property of the powered cable. The new displays are 5Volt devices. This cable connects to the aqua-colored +12VDC Powered USB latching cable to attach a USB 40 Character or APA LCD displays to a Toshiba TCx 800 system. One cable can be used per display. This consumes one 12V USB port, but the display only draws power from the 5Volt line.	**MFI =** 00TL810 **SMU** 00TL811 **FRU** 00TL812
5062	***(#5062) Medium Latching LCD USB Cable*** Powered USB Cable - Medium (1.8m) - Black Prerequisites: none Maximum: one initially or multiples via MT 6200-MES Customer Setup: Yes. Field Installation: Yes.		**MFI =** 00TL813 **SMU** 00TL814 **FRU** 00TL815
5063	***(#5063) Long Latching LCD USB Cable*** Powered USB Cable - Long (3.8m) - Black Prerequisites: none Maximum: one initially or multiples via MT 6200-MES Customer Setup: Yes. Field Installation: Yes.		**MFI =** 00TL816 **SMU** 00TL817 **FRU** 00TL818

FEAT CODE	FEATURE DESCRIPTION and CONDITIONS		DESCRIPTION
5656	**(#5656) 3-inch Pole Display Extension Post (Black)** **Prerequisites:** On new machine orders, you must have one of FC 5996, 5997, 5998, 5987, 5988, or 5989 selected on the configurator. Maximum: one or multiple quantities via MES orders on M/T 6200-MES Customer Setup: Yes. Field Installation: Yes	Provides a 76.2 (3 in.) extension to the standard height display post that ships with the Black LCD Single Sided Display (#5988 and #5996), Black LCD Dual Sided Display (#5989 and #5997), and Black APA Display (#5987 and #5998). This post is useful for increasing the display height particularly when the display needs to be seen above a tall device. One extension can be used per display.	**MFI =** 3AA00809400 **SMU:** 3AA00808500 **FRU:** 3AC00536900 3" Pole Extension Post - Black

Cash Drawers

FEAT CODE	FEATURE DESCRIPTION and CONDITIONS		DESCRIPTION
4408	***(#4408) Compact Cash Drawer with Vertical Till Insert*** **Co-requisites:** Cables FC 4521 or 4522 and Lock Inserts 9200, 9202-9206, 9218, or Premium Locks FC 4360-4380 Maximum: One initially or multiples via MT 6200-MES Customer Setup: Yes Field Installation: Yes	 If you desire additional tills, the legacy tills FC 4770 or 4775 may be ordered Provides a small footprint cash drawer with one vertical till included which may be integrated with a narrow system unit or standalone in distributed configuration. The cash drawer has an operating voltage of 24VDC (4408, 4409) or 5VDC (4508, 4509). The dimensions of this cash drawer are: 327.7 mm (W) x 474.5 mm (D) x 131 mm (H). It has a media slot that accommodates approximately a 5 mm stack of documents. One till insert is included with this feature. The cash drawer opening is under application program control. A compact locking till cover may be ordered with this drawer. One till is included with this feature. Additional till inserts may be purchased separately. The Compact Cash Drawer Vertical Till (#4775) and Locking Compact Till cover (#4765) are the specific features that are orderable. A lock insert or a non-operating lock plug must be specified at order entry time. Check the "Specify" section for lock insert ordering instructions. The choice of a standard lock, a blank plug, or the premium keylock is required for the cash drawer at order entry time. Lock specify codes are #9202 through #9206 or random lock #9218 are orderable. There is no coin roll cutter available for this drawer.	**MFI =** 40N7206 **SMU =** 40N7122 Compact Cash Drawer with ONE Vertical Till Insert.
4409	***(#4409) Compact Cash Drawer with Horizontal Till Insert*** **Co-requisites:** Cables FC 4521 or 4522 and Lock Inserts 9200, 9202-9206, 9218, or Premium Locks FC 4360-4380 Maximum: One initially or multiples via MT 6200-MES Customer Setup: Yes Field Installation: Yes		**MFI =** 40N7210 **SMU =** 40N7130 Compact Cash Drawer with ONE Horizontal Till Insert.
4508	***(#4508) USB Compact Cash Drawer w/Vertical Till Insert Iron*** **Co-requisites:** Cables FC 4526 or 4527 and Lock Inserts 9200, 9202-9206, 9218, or Premium Locks FC 4360-4380 Maximum: One initially or multiples via MT 6200-MES Customer Setup: Yes Field Installation: Yes		**MFI =** 40N7207 **SMU –** 40N7124 USB Compact Cash Drawer w/vertical till
4509	***(#4509) USB Compact Cash Drawer w/Horizontal Till Insert Iron*** **Co-requisites:** Cables FC 4526 or 4527 and Lock Inserts 9200, 9202-9206, 9218, or Premium Locks FC 4360-4380 Maximum: One initially or multiples via MT 6200-MES Customer Setup: Yes Field Installation: Yes		**MFI =** 40N7211 **SMU –** 40N7132 USB Compact Cash Drawer w/horizontal till
4608	**USB Compact Cash Drawer w/vertical till Black** **Co-requisites:** Cables FC 4526 or 4527 and Lock Inserts 9200, 9202-9206, 9218, or Premium Locks FC 4360-4380Maximum: One initially or multiples via MT 6200-MES Customer Setup: Yes Field Installation: Yes		**MFI =** 3AA01356200 **SMU –** 3AA01285000 USB Compact Cash Drawer w/vertical till
4609	**USB Compact Cash Drawer w/horizontal till Black** **Co-requisites:** Cables FC 4526 or 4527 and Lock Inserts 9200, 9202-9206, 9218, or Premium Locks FC 4360-4380 Maximum: Two initially or multiples via MT 6200-MES Customer Setup: Yes Field Installation: Yes		**MFI =** 3AA01356400 **SMU –** 3AA01352800 USB Compact Cash Drawer w/horizontal till

FEAT CODE	FEATURE DESCRIPTION and CONDITIONS		DESCRIPTION
4770	***(#4770) Compact Cash Drawer Horizontal Till Insert*** Provides an adjustable till for the Compact Cash Drawer (#4409). The till accommodates standard U.S. size currencies and has four adjustable currency slots and 5 coin slots. The bills stack horizontally in the till slots. A till cover is an optional feature (#4765) till and is ordered separately. One can be installed per cash drawer. This till can only be used with the Compact Cash Drawer (#4409). It is too narrow to fit properly in the Wide Cash Drawer (#4881). Note: ONE of these is INCLUDED with feature code #4409 and 4509. You only require this feature if you wish to have multiple inserts for each drawer. Prerequisites: #4509 or #4409 Maximum: one initially or multiples via MT 6200-MES Customer Setup: Yes. Field Installation: Yes.		THIS IS ONLY REQUIRED IF YOU INDEND TO HAVE MORE THAN ONE TILL. FC 4409 INCLUDES One of these **MFI =** 10H3370 **SMU & FRU** 10H3371 Lower-level FRUs are available in the I/O Service Guide Compact CD Horiz Till Insert
4775	***(#4775) Compact Cash Drawer Vertical Till Insert*** Provides an adjustable till for the Compact Cash Drawer (#4408). The till accommodates most major international size currencies and can be adjusted with up to seven currency slots and nine coin slots. The bills stand vertically in the adjustable bill slots. A till cover is an optional feature (#4765) for the till and is ordered separately. One can be installed per cash drawer. This till can only be used with the Compact Cash Drawer (#4408). It is too narrow to fit properly in the Wide Cash Drawer (#4881). Note: ONE of these is INCLUDED with feature code #4408 and 4508. You only require this feature if you wish to have multiple inserts for each drawer Prerequisites: #4508 or #4408 Maximum: one initially or multiples via MT 6200-MES Customer Setup: Yes. Field Installation: Yes.		THIS IS ONLY REQUIRED IF YOU INDEND TO HAVE MORE THAN ONE TILL. FC 4408 INCLUDES One of these **MFI =** 10H3330 **SMU & FRU** 10H3331 Lower-level FRUs are available in the I/O Service Guide Compact CD Vert Till Insert

FEAT CODE	FEATURE DESCRIPTION and CONDITIONS		DESCRIPTION
4765	***(#4765) Locking Till Cover for Compact Cash Drawer*** The till cover fits into the Compact Cash Drawer Horizontal Till Insert (#4770) or the Compact Cash Drawer Vertical Till Insert (#4775). It provides a top that can be locked in place over the currency and coin slots of both the horizontal and vertical till cash drawer inserts. One till cover can be installed per compact cash drawer till. The Locking Till Cover for Compact Cash Drawer is too narrow to fit the Wide Tills (#4865 or #4870). Prerequisites: #4508, #4509, #4408 or #4409 Maximum: one initially or multiples via MT 6200-MES Customer Setup: Yes. Field Installation: Yes.		**MFI =** 10H3340 **SMU & FRU** 10H3341 Comp CD Locking Till Cover. (Includes One Key)
4484	***(#4484) Flip-Top Cash Drawer -Iron Gray*** Provides a iron gray cash drawer and removable till for applications where space is limited. The top cover will flip open for access to the till and is under application program control. The dimensions of this cash drawer are 18.1 inches wide x 6.8 inches deep x 4.06 inches high (460 mm x 172 mm x 103 mm). The till insert has 8 coin and 6 bill locations with removable dividers to adjust the bill spaces. The till will accommodate a variety of currencies. The cash drawer also requires a cable for connection to the system unit. Cables are available in various lengths to support integration requirements. **Co-requisites:** Cables FC 4521 or 4522 and Lock Inserts 9200, 9202-9206, 9218 Maximum: One initially or multiples via MT 6200-MES Customer Setup: Yes Field Installation: Yes	 You must order one drawer lock cylinder FC 9202-9206. The PREMIUM LOCKS will NOT fit. The internal till cover lock will be randomly assigned. There is no FRU replacement for this till-cover key.	**MFI =** 46T7216 **SMU –** 46T7217 **FRU** 46T7218 Flip Top Drawer -Iron Gray – This Feature INCLUDES ONE Till and One Locking cover.
4485	***(#4485) Fliptop Till & Locking Cover*** Provides an additional till with locking cover to be used as a spare till or optional till to associate with a cashier. The till has adjustable bill spacers and dividers along with eight coin locations. Prerequisites: #4484 Maximum: one initially or multiples via MT 6200-MES Field Installation: Yes Customer Setup: Yes		**MFI =** 46T7219 **SMU –** 46T7220 **FRU -** 46T7221 **EXTRA** Fliptop Till & Locking Cover The internal till cover lock will be randomly assigned. There is no FRU replacement for this key.

FEAT CODE	FEATURE DESCRIPTION and CONDITIONS		DESCRIPTION
4883	***(#4883) Wide Cash Drawer SDL - Black*** **Co-requisites:** Cables FC 4521 or 4522 and Lock Inserts 9200, 9202-9206, 9218, or Premium Locks FC 4360-4380 Maximum: One initially or multiples via MT 6200-MES Customer Setup: Yes Field Installation: Yes	 **The WIDE cash drawers do NOT include a till insert. You must order one (or multiples) of FC 4765, 4866, 4870** Provides a wide cash drawer without a till and provides USB functionality (FC 4884). And SDL interface for FC 4883. The cash drawer dimensions are: Height 120mm (4.8 inch)/ Width 442mm (17.4 inch) / Depth 475mm (18.7 inch). The cash drawer has a media slot that accommodates an approximately 20.0mm (0.75 inch) stack of documents. Cash drawer opening is under application program control. A lock insert or a non-operating lock plug must be specified at order entry time. The choice of a specified lock #9202 - #9206, blank plug #9200, random lock #9218 or premium keylock (#4360 -#4380) is required for the cash drawer on initial order. Additionally, there are till options to select from Wide Cash Drawer Adjustable Till (#4870) or Wide Fixed Till (#4865), or the European till FC 4866	**MFI =** 80Y3146 **SMU -** 80Y3147 FRU - 80Y3172 **Wide Cash Drawer SDL -Black**
4884	***(#4884) Wide Cash Drawer USB - Black*** **Co-requisites:** Cables FC 4526 or 4527 and Lock Inserts 9200, 9202-9206, 9218, or Premium Locks FC 4360-4380Maximum: One initially or multiples via MT 6200-MES Customer Setup: Yes Field Installation: Yes		**MFI =** 80Y3146 **SMU -** 80Y3156 FRU - 80Y3173 **Wide Cash Drawer USB -Black**
4865	***(#4865) Fixed Till Insert for Full Size Cash Drawer*** This till has five fixed coin and bill compartments. A locking till cover is an optional feature for the till and is ordered separately. The approximate size of the till compartments are 74mm x 190mm and the coin compartments are 74mm x 90mm. One till can be installed per Full Size Cash Drawer. This till can only be used in the Full Size Cash Drawer. It is too wide to fit in the Compact Cash Drawer. Prerequisite: #4881, #4883 or #4884 Maximum: one initially or multiples via MT 6200-MES Field Installation: Yes. Customer Setup: Yes.		**MFI =** 4783879 **SMU & FRU** 4783879 Lower-level FRUs are available in the I/O Service Guide Fixed Till Insert for Full Size Cash Drawer

FEAT CODE	FEATURE DESCRIPTION and CONDITIONS		DESCRIPTION
4866	***(#4866) Euro Ready Cash Till*** ***EUROPE ONLY*** Provides a cash till for wide cash drawers for customers who need to upgrade their cash drawers to handle the larger number of notes and coins introduced with Euro currency. This till can only be used in the Wide Cash Drawer (#4881). Prerequisite: #4881 Maximum: One initially and multiples via MT 6200-MES Customer Setup: Yes. Field Installation: Yes.	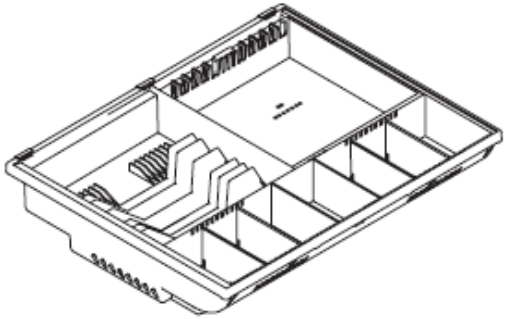	**MFI =** 42P8020 **SMU & FRU** 42P8025 Lower-level FRUs are available in the I/O Service Guide Euro Till (WIDE DRAWER ONLY)
4870	***(#4870) Adjustable Till Insert for Full Size Cash Drawer*** This till has moveable partitions for coin and bill compartments. Four moveable bill partitions and four movable coin partitions are included. This gives you the compartments to accommodate your specific needs and currency. A till cover is an optional feature for the till and is ordered separately. This till can only be used in the Full or Wide Cash Drawer. Prerequisite: #4881, #4883 or #4884 Maximum: one initially or multiples via MT 6200-MES Field Installation: Yes. Customer Setup: Yes.		**MFI =** 4783880 **SMU & FRU** 4783880 Lower-level FRUs are available in the I/O Service Guide Wide Cash Drawer Adjustable Till
4875	***(#4875) Locking Till Cover for Full Size Cash Drawer*** The till cover fits into the Adjustable Till Insert for Full Size Cash Drawer or Fixed Till Insert for Full Size Cash Drawer. It provides a top that can be locked in place over the currency and coin slots of both the horizontal and vertical till inserts. One till cover can be installed per wide cash drawer till. Prerequisite: #4881, #4883 or #4884 Maximum: one initially or multiples via MT 6200-MES Field Installation: Yes. Customer Setup: Yes.		**MFI =** 6316718 **SMU and FRU** 6316718 Wide CD Locking Till Cover (Includes One Key)

FEAT CODE	FEATURE DESCRIPTION and CONDITIONS		DESCRIPTION

CASH DRAWER CABLE MATRIX

Dark Gray SHADING indicates that these are not included in this structure

LENGTH / COLOR	SDL	Printer/SDL	USB STANDARD	USB POWERED	Adapters
150mm / Black					4523
150mm / Putty Gray					9219
0.5m / Black	4521	4524			
0.5m / Putty Gray	4580	6097			
1.1m / Black	4520				
3.8m Black	4522	4525	4526	4527	
3.8m Putty Gray	4575	3387	4511	4512	

The RJ11 Port on the HEAD Together Port has the following pin connections. Toshiba does not offer a cable to connect into this port.

Pin	Signal
1	PWRBT_N
2	- Open
3	Sensor
4	+24V
5	NC
6	Ground

Pin	Signal
1	Not Connected
2	Solenoid 1 Driver
3	Cash Drawer Status
4	+24 V dc
5	Solenoid 2 Driver
6	Ground

4526

(#4526) Cash Drawer Cable Std USB 3.8M Black

Provides a 3.8M (12.5 ft) positive latching cable to attach the cash drawer a standard USB port on the TCx™300
POS system unit when the cash drawer and system are distributed. Only one cable can be used per cash drawer.

Prerequisites: None
Maximum: one initially or multiples via MT 6200-MES
Customer Setup: Yes
Field Installation: Yes

See Functionality note below on FC 4527
(Putty Gray color is shown)

MFI = 80Y3665
SMU 80Y3179
FRU 80Y3274
Cash Drawer Cable Std USB 3.8M - Black

FEAT CODE	FEATURE DESCRIPTION and CONDITIONS		DESCRIPTION
4527	***(#4527) Cash Drawer Cable Pwr USB 3.8M Black*** Provides a 3.8M (12.5 ft) positive latching cable to attach the cash drawer to a powered USB port on the TCx™300 POS system unit when the cash drawer and system are distributed. Only one cable can be used per cash drawer. **Prerequisites:** must have a USB Drawer, FC 4884, 4508, 4509, 4608 or 4609 Maximum: One initially or multiples via MT 6200-MES Customer Setup: Yes Field Installation: Yes	From a functional perspective, the POWERED cables provide a positive lock with the SurePort. The cash drawer is a 5Volt device, therefore, the drawer will function with any of cables 4511, 4512, 4526, or 4527. Pins 5,6,7, and 8 are not populated. These are electrically equivalent to the straight cables FC 5060-5063 used on the 2x20 displays.	**MFI =** 80Y3682 **SMU** 80Y3180 **FRU** 80Y3275
4521	**Integ Cash Drawer Cable (SDL) - Black 0.5 meters** **Prerequisites:** must have an SDL Drawer, FC 4883, 4408, 4409, or 4484 Maximum: One initially or multiples via MT 6200-MES Customer Setup: Yes Field Installation: Yes	Provides a positive latching cable to attach the cash drawer to one of two cash drawer ports available with the TCx 800 System. Only one cable can be used per cash drawer.	**MFI =** 80Y3660 **SMU** 80Y3175 **FRU** 80Y3270
4522	**Distributed Cash Drawer Cable (SDL) - Black 3.8 meters** **Prerequisites:** must have an SDL Drawer, FC 4883, 4408, 4409, or 4484 Maximum: One initially or multiples via MT 6200-MES Customer Setup: Yes Field Installation: Yes		**MFI =** 80Y3661 **SMU** 80Y3176 **FRU** 80Y3271

Cash Drawer Accessories and Locks

FEAT CODE	FEATURE DESCRIPTION and CONDITIONS		DESCRIPTION
9200	***(#9200) Cash Drawer Plug - Non-operational Lock*** Provides a plug for the lock slot when no lock is desired. Prerequisites: None Maximum: one initially or multiples via MT 6200-MES Field Installation: Yes Customer Setup: Yes		**SMU and FRU** 41D9799 Non-operative lock Iron Gray
9212	***(#9212) Cash Drawer Plug Black*** Provides a plug for the lock slot when no lock is desired. Prerequisites: None Maximum: one initially or multiples via MT 6200-MES Field Installation: Yes Customer Setup: Yes		**SMU - 3AA00768200** **FRU - 3AC00523800** Plug (Keylock replacement) Black
9202	***(#9202 - #9206) Cash Drawer Locks and (#9218) Random Lock*** The optional lock is provided for those customers who may want a lock to restrict access to the cash drawer. The customer has the choice of specifying a plug or ordering this feature. One can be installed per cash drawer. The following are the feature codes offered for the locks: #9202 #9203 #9204 #9205 #9206 Prerequisites: None Maximum: one initially or multiples via MT 6200-MES Field Installation: Yes Customer Setup: Yes	 FRU – See I/O Service Manual Asm #23 The optional lock is provided for those customers who may want a lock to restrict access to the cash drawer. The customer has the choice of specifying a plug or ordering this feature. One can be installed per cash drawer or Modular Keyboard authentication module (FC 1351, 1355, 1356, or 2264	**MFI =** 00EP034 **SMU and FRU** = 4674170 Lock insert (9952)
9203			**MFI =** 00EP035 **SMU and FRU** = 4674171 Lock insert (9953)
9204			**MFI =** 00EP036 **SMU and FRU** = 4674172 Lock insert (9954)
9205			**MFI =** 00EP037 **SMU and FRU** = 4674173 Lock insert (9955)
9206			**MFI =** 00EP038 **SMU and FRU** = 4674174 Lock insert (9956)
9218			**MFI =** 00EP039 **SMU** 4674183 RANDOMLY-Assigned Keylock

9521	***(#9521) Cash Drawer Hardware Kit*** A Hardware Kit is required to install any locks used on the cash drawer, printer or keyboard. The hardware Kit includes an alignment tool and a tumbler key used to remove unlocked tumblers from their sleeves. The tumbler key is NOT a master key and can only be used to remove the tumbler AFTER the tumbler has been unlocked with one of the two keys shipped with the requested keylock. A maximum of one Hardware Kit is orderable per TCx™300 POS. Only one Hardware Kit per store is recommended. Prerequisites: None Maximum: one initially or multiples via MT 6200-MES Limitations: must not #4360, #4365, #4370, #4375 or #4380 Field Installation: Yes Customer Setup: Yes	 THIS IS NOT BACKWARD COMPATIBLE to pre-2012 production cylinders. This kit is NOT applicable to the Premium locks FC 4360-4380	**MFI =** 00EP045 **SMU and FRU** 00EP016 Key Change Kit
4380	***(4335 - #4380) Cash Drawer Premium Lock)*** The optional premium lock is provided for those customers who may want another option to restrict access to the cash drawer. The lock is a 7-pin tumbler - tubular cylinder lock. Ten different lock/key combinations are available. This lock is a chargeable feature. The customer has the choice of specifying a non-chargeable standard lock or plug or ordering this feature. One can be installed per cash drawer. The following are the feature codes offered for the premium locks: #4380 P/N 00EP040 Lock 1 #4375 P/N 00EP041 Lock 2 #4370 P/M 00EP042 Lock 3 #4365 P/N 00EP043 Lock 4 #4360 P/N 00EP044 Lock 5	 FRU – See I/O Service Manual Asm #23 The PREMIUM Locks will NOT fit into keyboards. The Premium Lock will NOT fit onto the Flip Top cash drawers.	**MFI =** 00EP040 **SMU and FRU** = 7431020 Cash Drawer Prem Lock (1)
4375			**MFI =** 00EP041 **SMU and FRU** = 7431021 Cash Drawer Prem Lock (2)
4370			**MFI =** 00EP042 **SMU and FRU** = 7431022 Cash Drawer Prem Lock (3)
4365			**MFI =** 00EP043 **SMU and FRU** = 7431023 Cash Drawer Prem Lock (4)
4360			**MFI =** 00EP044 **SMU and FRU** = 7431024 Cash Drawer Prem Lock (5)

Line Cords - INLINE (C13-style)

FEAT	MFI PN	SMU PN	FRU PN	DESCRIPTION	
9820	44D1635	80Y3337	80Y3404	2.8M Non-Locking, Brazil	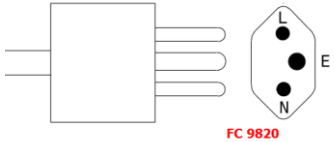
9825	29P7171	80Y3283	80Y3272	1.8M Non-Locking, Colombia	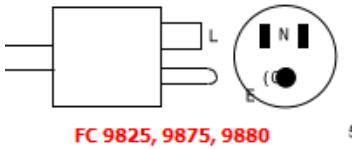
9840	29P7158	80Y3321	80Y3395	Non-Locking, Israel	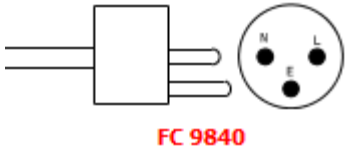
9845	29P7159	80Y3318	80Y3393	Non-Locking, Italy	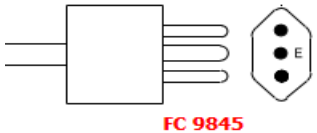
9850	29P7155	80Y3313	80Y3325	Non-Locking, Switzerland	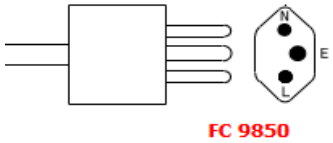
9855	29P7153	80Y3309	80Y3388	Non-Locking, UK/Ireland	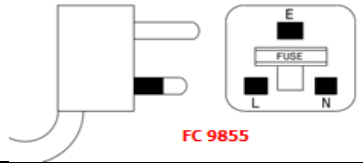

9860	29P7151	80Y3296	80Y3301	Non-Locking, South Africa	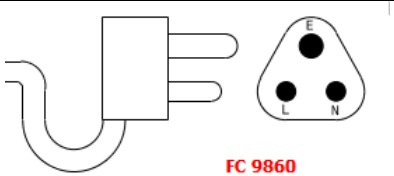 FC 9860
9865	29P7149	80Y3302	80Y3384	Non-Locking, Denmark	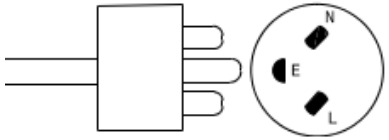 FC 9865
9870	29P7163	80Y3297	80Y3382	Non-Locking, Euro	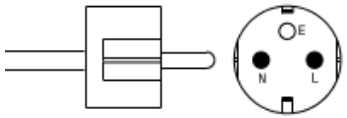 FC 9870
9873	80Y3671	80Y3293	80Y3380	Locking, US	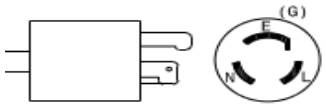 FC 9873
9875	80Y3669	80Y3285	80Y3374	Non-Locking, US	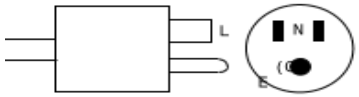 FC 9825, 9875, 9880
9880	80Y3668	80Y3283	80Y3372	Non-Locking,1.8M CHICAGO	
9890	44D0890	80Y3326	80Y3397	Non-Locking, JPN	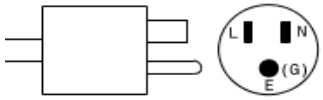 FC 9890 Plug Face Fig.59
9898	29P7153	80Y3309	80Y3388	Non-Locking, HK	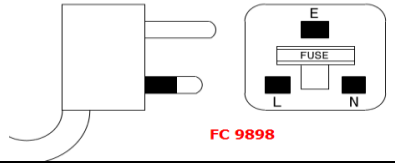 FC 9898

Revision History

V1.0 – April 17, 2018 - Initial Release
V1.0a – April 30, 2018 – Title Change and added model “E15” to the title page